



This premium T-Shirt has been specifically designed for the manual workplace and combines extra reinforcements and exceptional durability with comfort.

- Double layered shoulder panels and twin needle stitching at armhole for additional strength
- Double layer yoke for internal identification
- Enzyme washed ring spun cotton for a softer feel and added comfort


**MATERIAL:**

100% combed ring spun cotton


**WEIGHT:**

180g/m<sup>2</sup>


**PACKING:**

Pack 3; Carton 36


**LAUNDRY CARE:**

Suitable for 60°C wash and tumble dry


**ORIGIN:**

Bangladesh

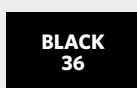
		XS	S	M	L	XL	2XL	3XL	4XL
<b>Your body measurement</b>									
To fit chest	cm	87/92	92/97	97/102	102/107	107/112	112/117	117/122	122/127
	Ins	34/36	36/38	38/40	40/42	42/44	44/46	46/48	48/50
<b>Garment dimensions</b>									
Chest Size: cm		98	102	108	114	120	126	132	138
Body Length: cm		68	70.5	73	75.5	78	80.5	83	85.5

**DECORATOR NOTES**

The combed ring spun cotton surface provides an excellent base for decoration that lasts.


**COLOURS**


PANTONE®  
FABRIC: 11-0601 TPX  
PAPER: 7541 C  
C:0 M:0 Y:0 K:0



PANTONE®  
FABRIC: 19-4005 TPX  
PAPER: BLACK C  
C:100 M:50 Y:50 K:100




PANTONE®  
FABRIC: 19-5513 TPX  
PAPER: 5477 C  
C:100 M:50 Y:80 K:45



PANTONE®  
FABRIC: 17-1464 TPX  
PAPER: 1665 C  
C:0 M:77 Y:100 K:0



PANTONE®  
FABRIC: 18-3949 TPX  
PAPER: 2726 C  
C:100 M:70 Y:0 K:5



PANTONE®  
FABRIC: 19-1764 TPX  
PAPER: 1945 C  
C:0 M:100 Y:80 K:25



PANTONE®  
FABRIC: 19-4010 TPX  
PAPER: 532 C  
C:100 M:85 Y:35 K:55



PANTONE®  
FABRIC: 14-4002 (MARLED)  
PAPER: COOL GREY 3 C  
C:5 M:0 Y:0 K:40



Dieses T-Shirt in Spitzenqualität wurde speziell für den Arbeitsplatz entworfen und verbindet außergewöhnliche Strapazierfähigkeit mit bestem Tragekomfort.

- Doppelschichtige Schulterpasse für höhere Belastbarkeit und besseren Tragekomfort, ideal auch für das Anbringen von Patches zur Personalisierung.
- Doppelnaht am Armausschnitt für mehr Stabilität
- Die enzymbehandelte gekämmte Baumwolle ist angenehm weich und bietet hohen Tragekomfort



### MATERIAL:

100% gekämmte ringgesponnene Baumwolle



### GEWICHT:

180g/m<sup>2</sup>



### VERPACKUNG:

Pack 3; Karton 36



### WASCHANLEITUNG:

Geeignet für 60° Wäsche und Wäschetrockner



### HERKUNFT:

Marokko

Größen		XS	S	M	L	XL	2XL	3XL	4XL
<b>Ihre Körper Maße</b>									
Brustumfang	cm	87/92	92/97	97/102	102/107	107/112	112/117	117/122	122/127
	Ins	34/36	36/38	38/40	40/42	42/44	44/46	46/48	48/50
<b>Kleidergrößen</b>									
Brustumfang: cm		98	102	108	114	120	126	132	138
Körperlänge: cm		68	70.5	73	75.5	78	80.5	83	85.5

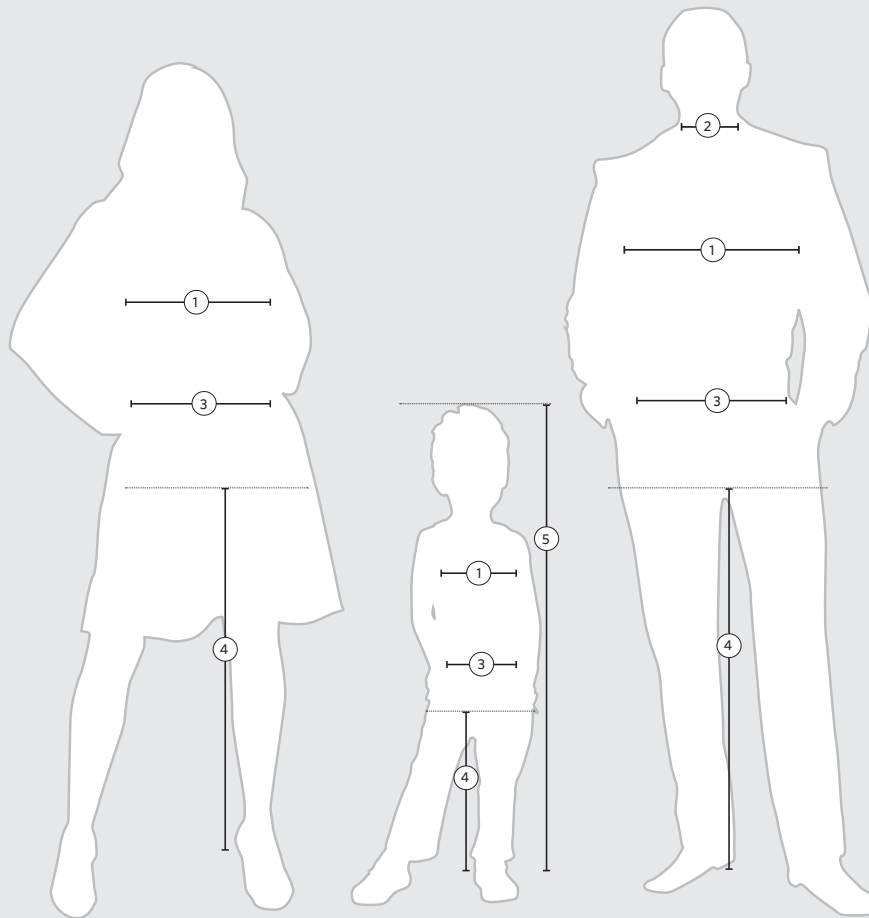
### HINWEISE ZUR VEREDLUNG

Das hochqualitative Material aus gekämmter Baumwolle ist die ideale Grundlage für vielfältige Veredelungsmethoden.



### FARBEN

<b>WHITE 30</b>	<b>BLACK 36</b>	<b>BOTTLE GREEN 38</b>	<b>ORANGE 44</b>	<b>BRIGHT ROYAL BH</b>	<b>CLASSIC RED CR</b>	<b>FRENCH NAVY FN</b>	<b>LIGHT OXFORD LX</b>
PANTONE® FABRIC: 11-0601 TPX PAPER: 7541 C C:0 M:0 Y:0 K:0	PANTONE® FABRIC: 19-4005 TPX PAPER: BLACK C C:100 M:50 Y:50 K:100	PANTONE® FABRIC: 19-5513 TPX PAPER: 5477 C C:100 M:50 Y:80 K:45	PANTONE® FABRIC: 17-1464 TPX PAPER: 1665 C C:0 M:77 Y:100 K:0	PANTONE® FABRIC: 18-3949 TPX PAPER: 2726 C C:100 M:70 Y:0 K:5	PANTONE® FABRIC: 19-1764 TPX PAPER: 1945 C C:0 M:100 Y:80 K:25	PANTONE® FABRIC: 19-4010 TPX PAPER: 532 C C:100 M:85 Y:35 K:55	PANTONE® FABRIC: 14-4002 (MARLED) PAPER: COOL GREY 3 C C:5 M:0 Y:0 K:40



All of our measurements are based on actual "To Fit" body sizes and not the size of the actual garment itself e.g. a polo shirt with a chest to fit size of 92-97cms / 36-38" will fit someone with similar chest measurements; trousers with a waist to fit of 50 Europe / 34" will fit someone with similar waist measurements etc.

To help you select the most appropriate size of garment(s) please refer to our measuring tips below.

## Chest

**Men:** measure around the fullest part of the chest, 2.5cms below the underarm area ①

**Women:** measure around the fullest part of the bust ①

**Children:** measure under the arms around the fullest part of the chest ①

## Collar

**Men:** measure around the base of the neck ②

## Waist

**All:** measure around the natural waist, ensuring the measuring tape is kept taut ③

## Leg Length

**All:** measure from the top of the inside leg at the crotch down to where trousers are normally worn with shoes ④

## Height

**Children:** standing still, with feet together and flat on the floor, measure from the top of the head to the ground ⑤



# Size Guide

## All Products (excl. Shirts, Trousers, Shorts & Sweatpants)

Ladies'	XXS	XS	S	M	L	XL	2XL	3XL	4XL	5XL	6XL
Chest to fit (CM)	72-77	77-82	82-87	87-92	92-97	97-102	102-107	107-112	112-117	117-122	122-127
Chest to fit (INS)	28-30	30-32	32-34	34-36	36-38	38-40	40-42	42-44	44-46	46-48	48-50

### Dress Size

UK	6	8	10	12	14	16	18	20	22	24	26
France	34	36	38	40	42	44	46	48	50	52	54
Italy	38	40	42	44	46	48	50	52	54	56	58
Germany/Europe	32	34	36	38	40	42	44	46	48	50	52

Men's	XXS	XS	S	M	L	XL	2XL	3XL	4XL	5XL	6XL
Chest to fit (CM)	82-87	87-92	92-97	97-102	102-107	107-112	112-117	117-122	122-127	127-132	132-137
Chest to fit (INS)	32-34	34-36	36-38	38-40	40-42	42-44	44-46	46-48	48-50	50-52	52-54

## Shirts

Ladies'	XXS	XS	S	M	L	XL	2XL	3XL	4XL	5XL	6XL
Chest to fit (CM)	72-77	77-82	82-87	87-92	92-97	97-104	104-112	112-120	120-130	130-137	137-144
Chest to fit (INS)	28-30	30-32	32-34	34-36	36-38	38-41	41-44	44-47	47-51	51-54	54-57

### Dress Size

UK	6	8	10	12	14	16	18	20	22	24	26
France	34	36	38	40	42	44	46	48	50	52	54
Italy	38	40	42	44	46	48	50	52	54	56	58
Germany/Europe	32	34	36	38	40	42	44	46	48	50	52

Men's	S	M	L	XL	2XL	3XL	4XL	5XL	6XL
Collar to fit (CM)	37-38	39-40	41-42	43-44	45-46	47-48	49-50	51-52	53-54
Dual Collar Sizes (INS)	14.5/15	15.5	16/16.5	17/17.5	18	18.5/19	19.5	20	21
Individual Collar Sizes (INS)	14.5   15	15.5	16   16.5	17   17.5	18	18.5   19	19.5	20	21
Chest to fit (CM)	92-97	97-102	102-107	107-112	112-117	117-122	122-127	127-132	132-137
Chest to fit (INS)	36-38	38-40	40-42	42-44	44-46	46-48	48-50	50-52	52-54

## Trousers & Shorts

UK (INS)	28	30	32	34	36	38	40	42	44	46	48
EUROPE	44	46	48	50	52	54	56	58	60	62	64

	Short	Regular	Long
Leg Length (CM)	76	81	86
Leg Length (INS)	30	32	34

## Sweatpants

	S	M	L	XL
UK (INS)	30	32	34	36
Europe	46	48	50	52

## Blazers

Girls'															
Chest to fit (CM)	68	71	73	76	79	81	84	86	89	91	96	101	106	112	117
Chest to fit (INS)	27	28	29	30	31	32	33	34	35	36	38	40	42	44	46

Boys'																
Chest to fit (CM)	71	73	76	79	81	84	86	89	91	94	96	101	106	112	117	122
Chest to fit (INS)	28	29	30	31	32	33	34	35	36	37	38	40	42	44	46	48

## All Children's Products (excl. Sweatpants)

	XS	S	M	L	XL	2XL	3XL	4XL
Age (Years)	1-2	3-4	5-6	7-8	9-10	11-12	13-14	15-16
Height (CM)	90	104	116	128	140	152	164	176
Chest to fit (CM)	51-56	56-63	63-71	71-76	76-81	81-86	86-91	91-96
Chest to fit (INS)	20-22	22-25	25-28	28-30	30-32	32-34	34-36	36-38

## Sweatpants (Children)

	S	M	L	XL	2XL
Age (Years)	3-4	5-6	7-8	9-10	11-12
Height (CM)	104	116	128	140	152
Waist to fit (CM)	53	55	58	61	66
Waist to fit (INS)	21	22	23	24	26